



**Next.OS**<sup>TM</sup>  
Powered by **Next.Education**

# RELEASE NOTES

March  
2026

12 Features



# Contents

## Release Highlights (5)

03

## New Features (4)

4-6

### 1. Communication..... 04 - 05

1.1 Class-wise Attendance Alert Timing Configuration 04

1.2 Chat Message Control for Group Managers 04

1.3 Prevent Duplicate FormSubmissions 05

### 2. User Account Creation..... 06

2.1 Send Login Details During Bulk Parent Activation 06

### 3. Student ..... 08

3.1 Copy Guardian Details During Sibling Mapping . 08

### 4. Transport ..... 08

4.1 Transport Fee Screen UI Enhancement 08

### 5. Examination ..... 09

5.1 Additional Class Teacher Signature in Report Card 09

5.2 Term-wise Report Card Display in Commentary Remarks 09

## Improvements (5)

7-09

### 1.School Setup ..... 07

1.1 Custom Field Validation Enhancement (Min/Max Length) 07

### 2. Fee ..... 07-08

2.1 Fee Bulk Upload Usability Usability Enhancement 07

2.2 Library Fine Payment Mode Selection 07

2.3 Concession Screen Visibility Enhancement 08

The listed index is clickable.

# Release Highlights

Dear Educators,

We're pleased to share the **NextOS February** release updates.

We're continuously working to make NextOS better—so you can accomplish tasks more easily, make smarter decisions, and breeze through your daily work.

These release notes will keep you informed, help you explore new features, and ensure you're getting the most out of what's new.

You can always access these updates directly from your NextOS login:

Left Menu > Help Icon > What's New in NextOS

Please find below some of the highlights of this release.

01

## Class-wise Attendance Alert Timing Configuration

- Configure different alert timings for each class/shift
- Send attendance alerts at the right time for every group

[know more...](#)

02

## Send Login Details During Bulk Parent Activation

- Send login credentials via SMS/Email during bulk activation
- Enable faster onboarding with instant access for parents

[know more...](#)

03

## Custom Field Validation (Min/Max Length)

- Set min/max length for text custom fields
- Ensure accurate and validated data entry (e.g., Aadhaar)

[know more...](#)

04

## Library Fine Payment Mode Selection

- Record library fine payments using multiple payment modes
- Improve tracking and flexibility in fee collection

[know more...](#)

We've rolled out exciting new features to give you more control and flexibility in managing your day-to-day work on NextOS.

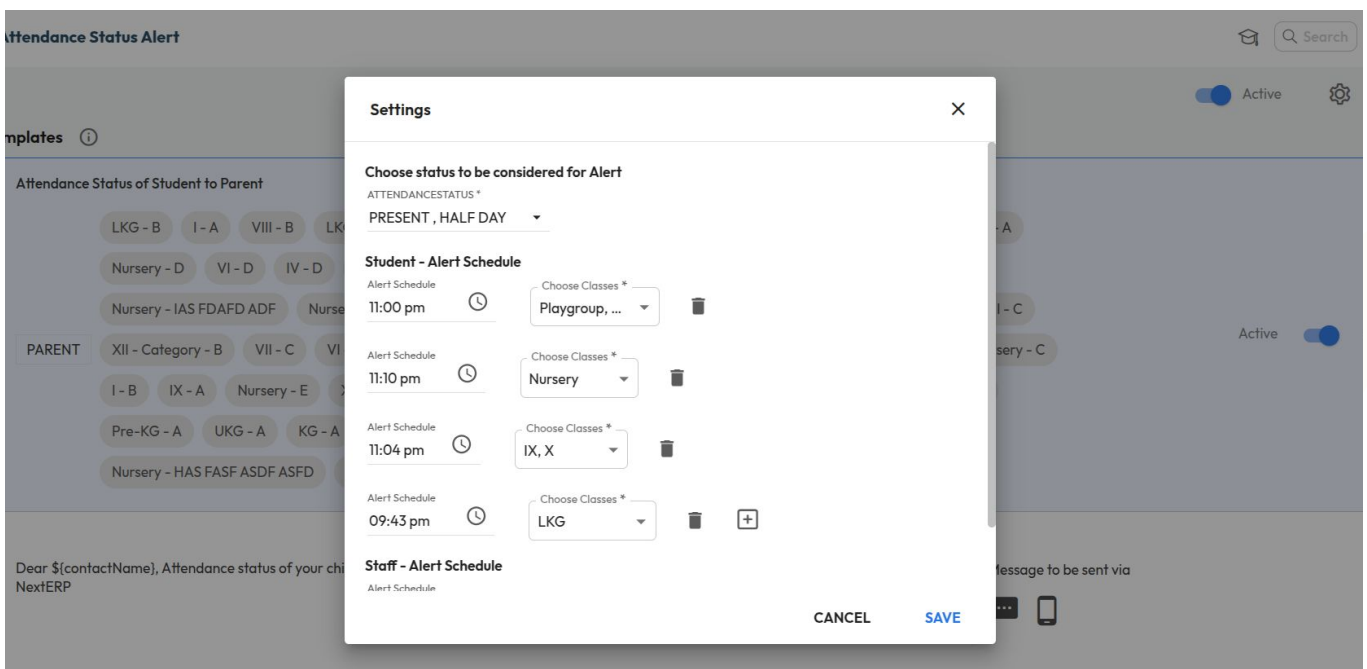
## Communication

### 1.1 Class-wise Attendance Alert Timing Configuration

**What's New :** Schools can now configure different attendance alert timings for different classes. Instead of a single common timing, alerts (such as absent notifications) can be scheduled separately based on class or shift requirements.

**Benefit :** This allows schools with multiple shifts (Pre-Primary, Secondary, Higher Secondary) to send attendance alerts at the right time for each group. It ensures timely communication with parents and improves the accuracy of attendance notifications.

**Path :** *Settings > Collaboration > Communication > Alert > Attendance status Alert*

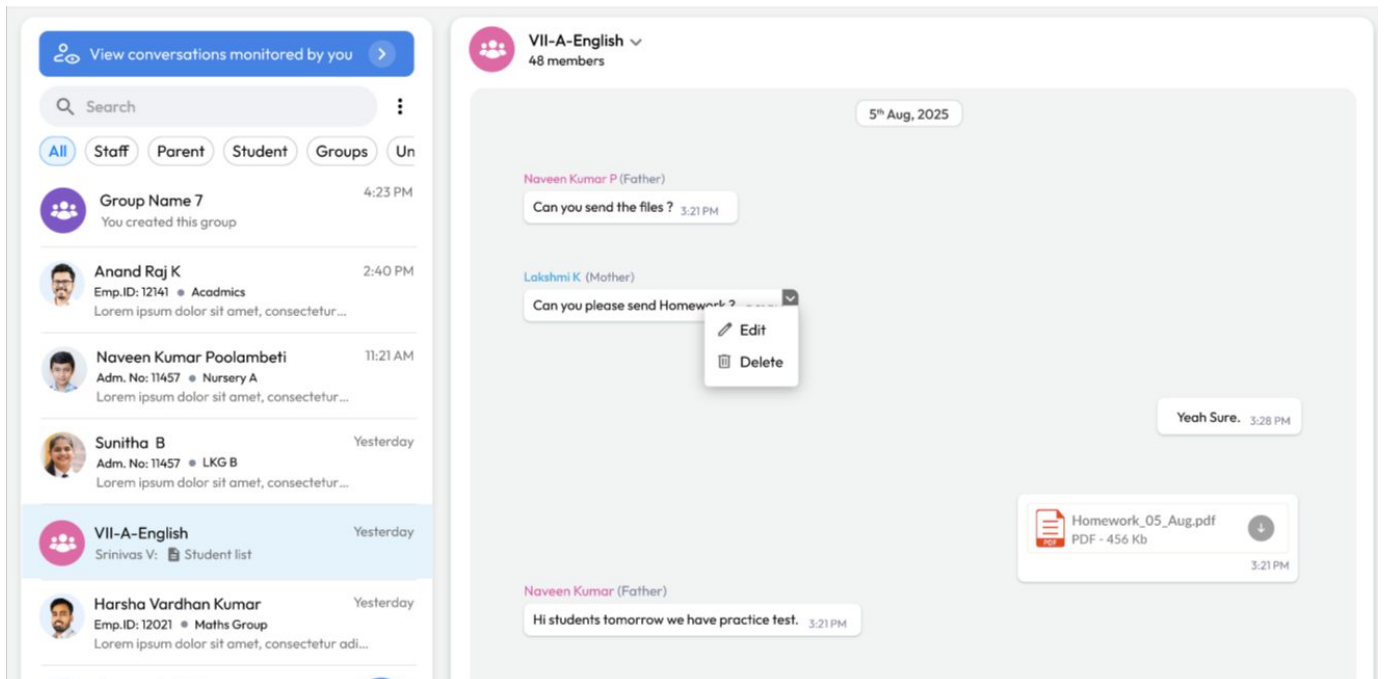


### 1.2 Chat Message Control for Group Managers

**What's New :** Group Managers (or Chat Managers) can now edit or delete messages sent by students in group chats. This feature is controlled based on role and permission settings, allowing authorized users to manage conversations effectively.

**Benefit :** This helps schools maintain proper communication standards within group chats. It allows staff to remove inappropriate or incorrect messages, ensure clarity in communication, and manage student interactions more efficiently.

**Path :** *Collaboration > Communication > Chat*

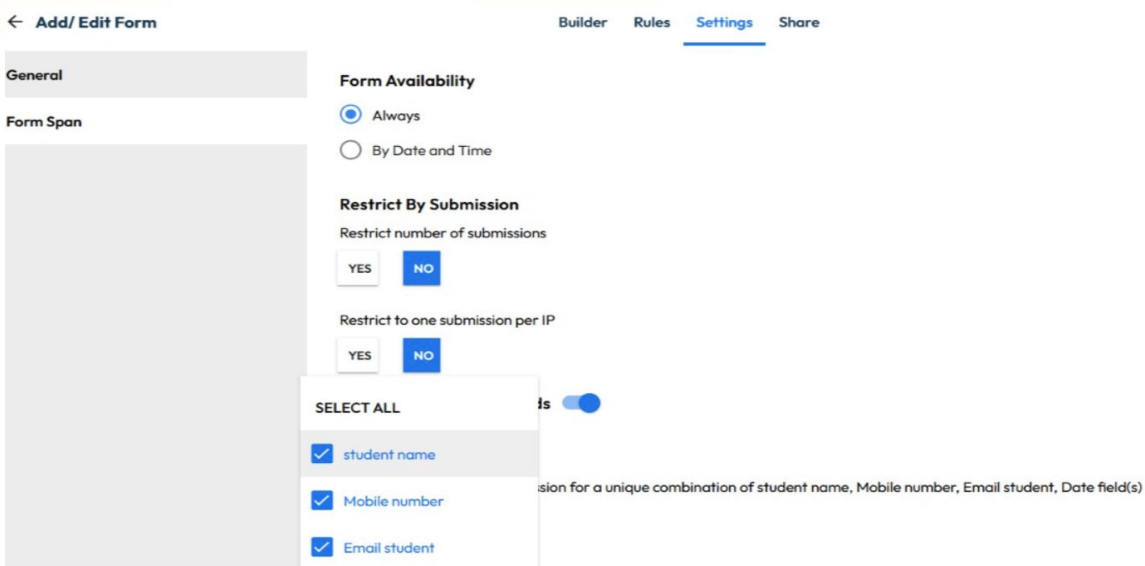


### 1.3 Prevent Duplicate Form Submissions

**What's New :** Schools can now restrict duplicate form submissions by configuring a unique field in the form settings. When a user submits a response with the same value (such as Email ID, Phone Number, or any selected field), the system prevents multiple entries and allows only one valid submission.

**Benefit :** This helps schools avoid duplicate responses when forms are shared publicly with parents. It ensures cleaner data collection, reduces manual effort in filtering repeated entries, and improves the overall accuracy of form submissions.

**Path :** Settings > Administration > School setup > Form builder



## 2. User Account Creation

### 2.1 Send Login Details During Bulk Parent Activation

**What's New :** Schools can now send login credentials to parents via SMS/Email during bulk account activation. Additionally, this option is also available while performing a password reset, allowing schools to resend login details when required.

**Benefit :** This enables schools to activate multiple parent accounts at once and instantly share individual login details with each parent. It simplifies the onboarding process, reduces manual effort, and ensures parents can access the system without delays.

**Path :** *Settings > Administration > School Setup > User Account Management*

The screenshot displays the 'User Account Management' interface. At the top, there are tabs for 'Not Created', 'Activation Pending', 'Activated' (303), 'Insufficient Information', and 'Complaints'. Below the tabs, there are filters for 'Academic Session' (2026), 'Class' (All), and 'Section' (All). A 'Download Parents' button is visible on the right. The main table lists parent accounts with columns: Login ID, Phone, Email, Relation, Student Name, and Status. The first row is for ANKUR KUMAR JITEENDERA PARTAP SINGH, with Login ID 439-25/26.F 9004674948, Phone 9004674948, Relation Father, and Student Name ASHMI ANKUR KUMAR SINGH Nursery-A 2025-2026. A 'Reset Password' modal is open over the first row, showing the parent's name and a 'New password\*' field. Below the password field, there is a checkbox labeled 'Send Login credentials to Parents.' which is checked and highlighted with a red box. At the bottom of the modal, there is a 'Template Content' field and 'CANCEL' and 'UPDATE' buttons.

Parent Name	Login ID	Phone	Email	Relation	Student Name	Status
ANKUR KUMAR JITEENDERA PARTAP SINGH	439-25/26.F 9004674948	9004674948 ✓		Father	ASHMI ANKUR KUMAR SINGH Nursery-A 2025-2026	On
TINKEY ANKUR KUMAR SINGH						On
VISHAL CHOUDHARY						On
USHA DEVI						On
VISHAL KUMAR						On
MUKUL						On
JYOTI RANI						On

## 1. School Setup

### 1.1 Custom Field Validation Enhancement(Min/Max Length)

**Improvement :** Custom fields of type Text now support min and max length validation rules. Forms using these fields will enforce the configured limits during data entry.

**Impact :** Ensures accurate data entry by restricting inputs within defined character limits.

**Locate :** Settings > Administration > School Setup > Custom Fields

## 2. Fee

### 2.1 Fee Bulk Upload Usability Enhancement

**Improvement :** The Bulk Fee Upload process now provides clear status and progress visibility during upload and validation. Status indicators such as validation, errors, and processing stages are now better defined to help users understand the upload outcome accurately.

**Impact :** Provides clear upload status visibility and helps users quickly identify and resolve errors.

**Locate :** Finance > Fee > Collect Fee > Bulk Upload History

### 2.2 Library Fine Payment Mode Selection

**Improvement :** Login Usage behavior can now be analysed for Parents as well now. In the usage behavior report, Parent role has been added in the User Role filter

**Impact :** Allows schools to track and analyze parent login activity and usage behaviour

**Locate :** Dashboard > Analytics > Explore More > Usage Behaviour > User Role Filter.

## 2.3 Concession Screen Visibility Enhancement

**Improvement :** The Concession screen has been improved to highlight important information clearly and ensure that changes made to amount or percentage are properly reflected across installments and fee types.

**Impact :** Improves visibility of concession details and ensures users can clearly verify applied changes.

**Locate :** Student > Student Library > Add a Fine

## 3. Student

### 3.1 Copy Guardian Details During Sibling Mapping

**Improvement :** A new option has been added to copy guardian details while mapping siblings. Schools can select a preferred student and merge guardian information to sibling records using a toggle

**Impact :** Reduces manual data entry by allowing quick and consistent guardian detail mapping across siblings.

**Locate :** Student > Student List > Student 360

## 4. Transport

### 4.1 Transport Fee Screen UI Enhancement

**Improvement :** The Transport Fee screen has been enhanced for better clarity. When fee amounts vary by class or installment, the system now displays “Varies by class/installment” with a link to view and edit class-wise amounts. Additionally, “Modify Installment” has been updated to support class/installment-wise configuration.

**Impact :** Improves clarity in fee configuration and reduces confusion when managing class-wise transport charges.

**Locate :** Student > Transport > Assign Transport

## 5. Examination

### 5.1 Additional Class Teacher Signature in Report Card

**Improvement :** Schools can now display the Additional Class Teacher’s signature in the report card, along with the existing Primary Class Teacher’s signature.

**Impact :** This provides better representation of all class teachers involved and ensures report cards reflect complete academic ownership. It also helps schools that follow multi-teacher class structures..

**Locate .:** *Settings > Student > Examination > Report Card Builder*

### 5.2 Term-wise Report Card Display in Commentary Remarks

**Improvement :** In Commentary Remarks – Student-wise Entry, the report card tab will now automatically be selected based on the chosen Term filter, instead of defaulting to another term.

**Impact :** This provides better representation of all class teachers involved and ensures report cards reflect complete academic ownership. It also helps schools that follow multi-teacher class structures..

**Locate .:** *Settings > Student > Examination > Report Card Builder*