



Next.OS™
Powered by **Next.Education**

RELEASE NOTES

April - June 2025
Updates



Contents

Release Highlights

03

New Features

04

1. Fee Management 4 - 7

- 1.1 QR Code for Walk-in Payments 4
- 1.2 Online Fee Payments - Transaction Status Alerts 4 - 5
- 1.3 Concession for early payments 5
- 1.4 Fee Advice Certificate 5 - 6
- 1.5 Sibling Concession with Custom Order 6
- 1.6 Flexible Fine Configuration 7
- 1.7 Auto block Fee defaulters' login 7

2. Examination 8 - 9

- 2.1 CBSE Board - Exam Result Analysis 8
- 2.2 Commentary Remarks – Student-Wise Entry 8 - 9
- 2.3 Mark Entry - Enhancement 9

3. Student 10 - 11

- 3.1 Student Search - Across Sessions 10
- 3.2 Student Search - By Custom Field 10
- 3.3 Upload Documents via Staff Mobile App 11

4. Leave 12 - 13

- 4.1 View Staff Calendar before Leave Approval 12
- 4.2 Leaves Approval Limit in a Day 12
- 4.3 Leave Restriction Based on Holiday Proximity 13

5. Communication 13 - 14

- 5.1 School Feed Enhancements 13 - 14

6. Attendance 15

- 6.1 Attendance Remarks for Parent 15

7. Transport 15 - 16

- 7.1 Transport Fee Structure Report 15 - 16

8. Inventory 16 - 17

- 8.1 Online Inventory Store for Parents 16 - 17

9. Next LMS 17

- 9.1 My Courses - Supervisor Access 17

Improvements

18

1. Fee Management 18

- 1.1 Application/Registration Fee Bank Mapping 18
- 1.2 Mandatory Fee as Refundable 18
- 1.3 Daily Collection Report with Cancelled Transaction 18

2. Examination 18 - 19

- 2.1 Mark Entry Deletion Changes 18
- 2.2 Save Filter in Activity Rubric Report 19

3. Student 19

- 3.1 Student Feedback - View Across Academic Session 19
- 3.2 Undo Promotion/Detention or Move Provisional 19
- 3.3 New Filters in Mobile App 19

4. Transport 19

- 4.1 Daily Absentee Report for Transport 19

5. Staff 20

- 5.1 Teacher Type Filter in Teacher Mapping Report 20

6. Attendance 20

- 6.1 Punch Time Display on Mark Attendance Screen 20

7. School Setup 20

- 7.1 Old Session Banner & Write Access Control 20

UI Changes

21

1. NextOS Mobile App 21 - 24

- 1.1 New Look & Feel for Student Account 21 - 22
- 1.2 New Look & Feel for Staff Account 23 - 24

Note: Click any feature name to redirect on the page.

Release Highlights

Dear Educators,

We're pleased to share the latest release updates for NextOS, covering new features and enhancements introduced during the months of April, May, and June.

Our focus and hard work go into building features that help you work more efficiently, make better decisions, and simplify your day-to-day tasks. Every update reflects our commitment to delivering meaningful improvements that truly support your success. This release notes is part of our continued effort to keep you informed, help in feature discovery, and ensure you're equipped to make the most of what's new.

Please find below the some of the highlights of the release



QR Code for Walk-In Payments

- Collect fees faster with QR Code support at the fee counter.
- Parents can simply scan and pay- quick, secure, and hassle-free!

[know more...](#)



CBSE Board - Exam Result Analysis

- Just upload the CBSE result text file and get powerful insights
- Subject-wise toppers, grades, marks, rank distribution, and more — all visualized with color-coded graphs.

[know more...](#)



Online Inventory Store for Parents

- Turn your school store digital!
- Sell items to parents online and accept secure payments directly through the app.

[know more...](#)



School Feed Enhancements

- The School Feed is now available on the web version too!
- Staff can post videos, updates, and tag posts under Academics, Circulars, Homework, and more.

[know more...](#)



New Features

We've rolled out exciting new features to give you more control and flexibility in managing your day-to-day work on NextOS.

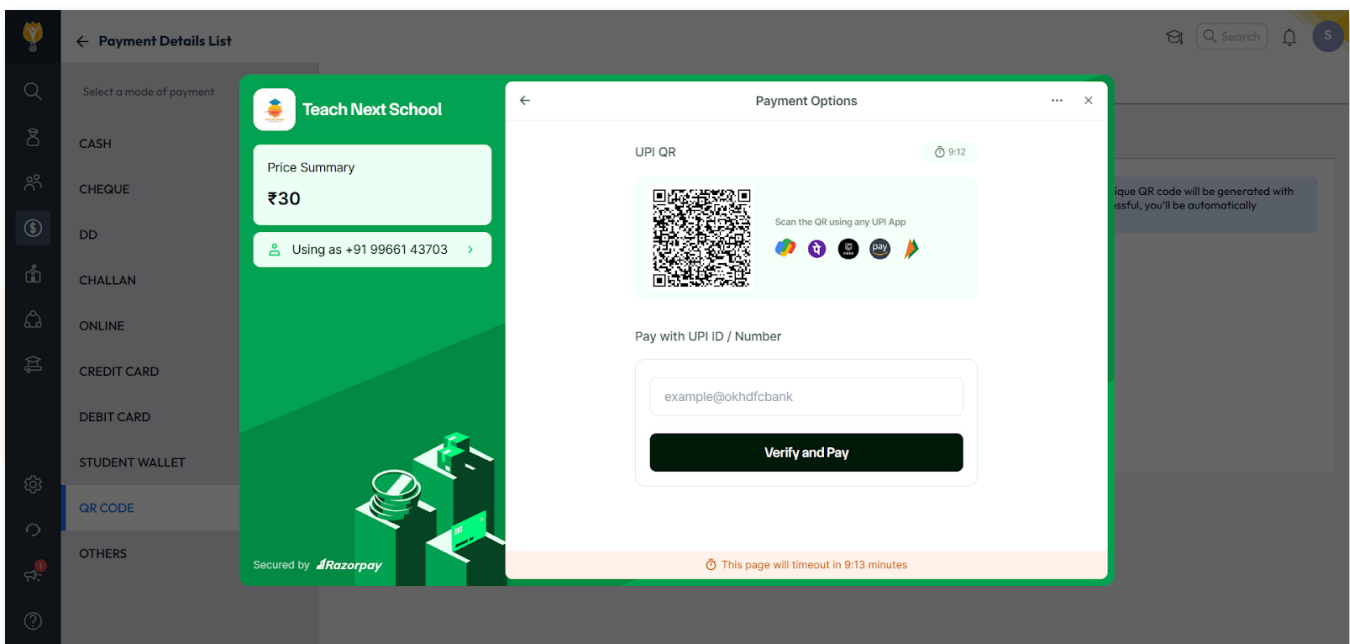
1. Fee Management

1.1 QR Code for Walk-in Payments

What's New : Collect fees faster with QR Code support **during walk-in payments.** It is compatible with QR Display Devices (Bonrix DQ11).

Benefit : Parents can scan and pay instantly at the counter, ensuring quick and secure settlements to school accounts.

Path : *Finance > Fee > Collect Fee > Search Student > Proceed for Payment > Choose QR Code > Go to "Generate QR Code"*

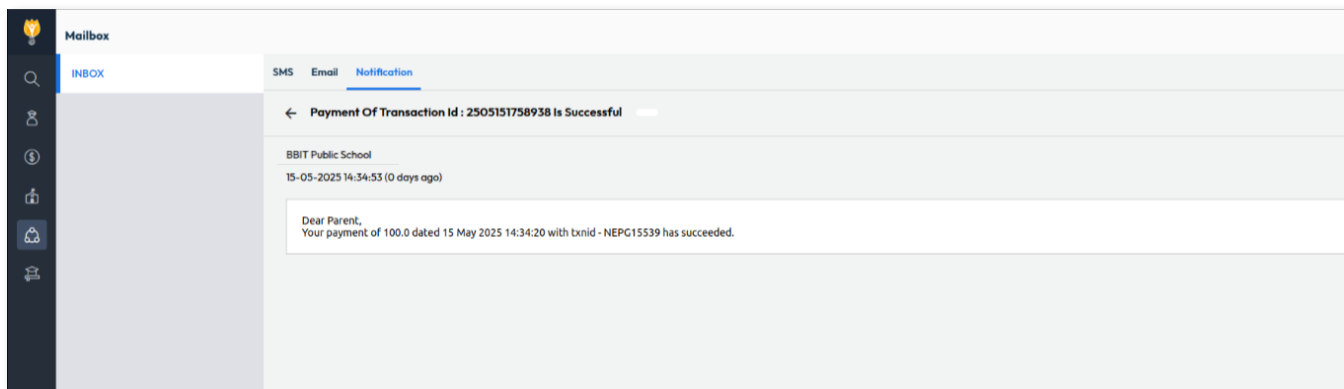


1.2 Online Fee Payments - Transaction Status Alerts

What's New : Parents will now receive email and app notifications for any status changes in online transactions - like fee payments or wallet recharges.

Benefit : It will avoid confusion during bank delays and improve transparency in the payment process.

Path : *Settings > Collaboration > Communication > Alerts > Filter "MISC" module > "PG" related alerts*



1.3 Concession for early payments

What's New : Configure SmartPay concession for parents paying multiple installments upfront - eg: Pay 3 installments and get 5% off, Pay 6 installments and get 10% off. Available in both parent online payment and walk-in collection.

Benefit : Win-Win for both the school and parents

Path : Settings > Finance > Fee > Fee Concession > Add > Select "Smart Pay" in concession type

Payment Details

Academic Session *
2024-2025

Tiger
Admission No.: T10
Class: III - B
Student Fee Category: General

ASSIGN CONCESSIONS **PARENT VIEW**

Category	Amount
Total Payable(A+B-C+D)	₹13,606.00
Fee Amount(B)	₹14,000.00
Concession Allocated(C)	₹800.00
VAT Tax(D)	₹406.00
Till Date Due	₹9,870.00
Previous session's due	₹0.00
Total Paid(a+b-c+d)	₹3,736.00
Fee Paid(b)	₹4,000.00
Concession Availd(c)	₹300.00
VAT Tax Paid(d)	₹36.00
Annual Due(A-a)	₹9,870.00
Fine Due	₹1,800.00
Fine Paid	₹1,370.00
Refundable Amount	₹0.00

Get rewarded for smart payment decisions with SmartPay Plus!

SmartPay+

Full Payment
Pay your Full Payment fee now and enjoy a flat discount of 3% on the total amount
Valid till 06 May, 2025
-3% ₹11,373.90
Total Payable: ₹13,606.00
PAY NOW

Payment Date *
06-May-2025

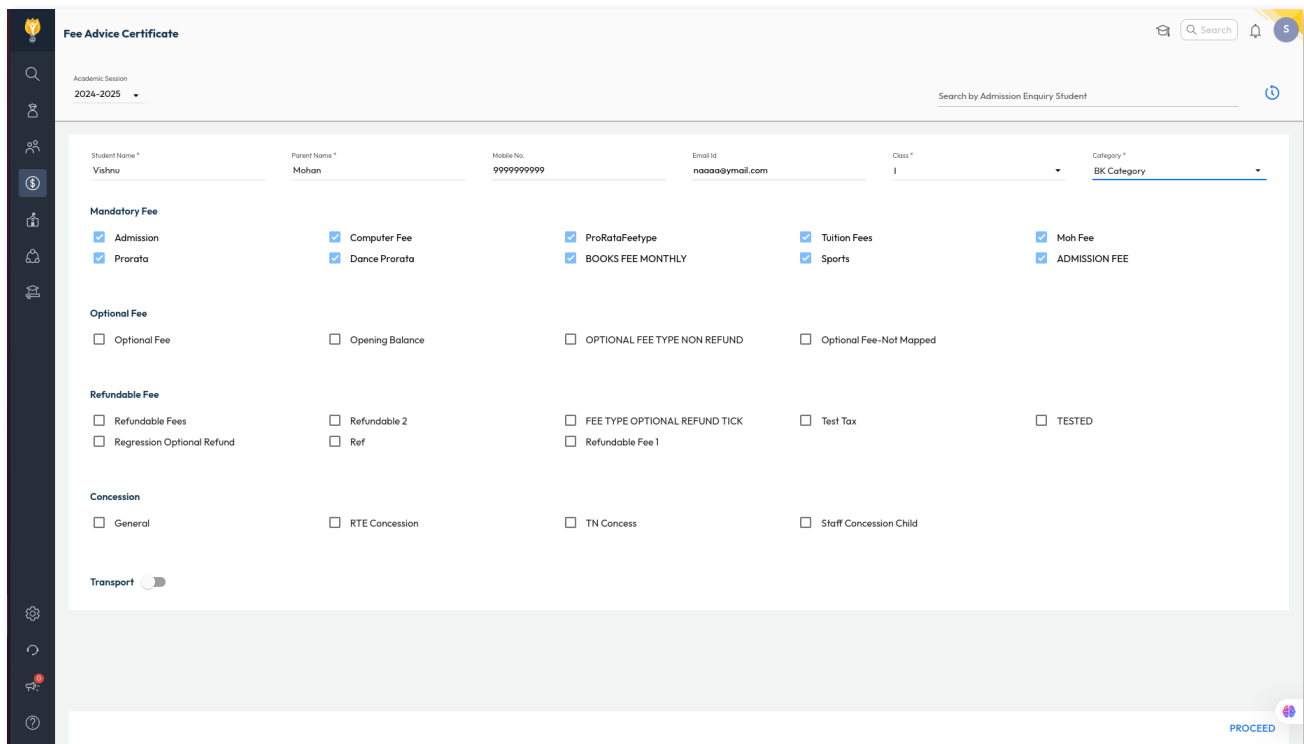
Fee Type	Installment Name	Due Date	Fee Amount(₹)	Fine(₹)	Concession(₹)	VAT Tax(₹)	To Pay(₹)	Paying Now(₹)
EM	Exam Fee	June	30 Jun, 2024	1,000.00	0	100	90.00	990.00
EM	Exam Fee	July	31 Jul, 2024	1,000.00	0	100	90.00	990.00
EM	Exam Fee	Aug	31 Aug, 2024	1,000.00	0	100	90.00	990.00

1.4 Fee Advice Certificate

What's New : Generate a complete fee summary document with mandatory fees, optional fees, transport charges and applicable concessions during admission enquiries

Benefit : Helps admission officers easily share detailed fee breakdowns with parents during enquiries and applications.

Path : Finance > Fee > Fee Advice Certificate



1.5 Sibling Concession with Custom Order

What's New : Now configure sibling concessions to start from the **second or a selected sibling**. Earlier, the concession was always applicable to both siblings.

Benefit : Enables automatic discount allocation as per the school's preferred sibling and order.

Path : Settings > Finance > Fee > Fee Concession > Add > Select “Sibling Concession” in concession type

Fee Concession Settings

Search

S

Configure concession rules:

Concession Type
Sibling Concession

Concession Order

First Preference
Admission No

Order
Ascending

+ -

Concession Type Allocation

Sub Concession Type *
Second Sibling

Map Concession *
2nd Child 30% concession

-

Sub Concession Type *
Third Sibling

Map Concession *

+ -

CANCEL

SAVE

1.6 Flexible Fine Configuration

What's New : You can set up **day-wise fine slabs** with a percentage or fixed amount.

Benefit : Helps accountants manage fee collection more efficiently by applying reduced fines for early payments and higher fines for delays.

Path : *Settings > Finance > Fee > Fine*

1.7 Auto block Fee defaulters' login

What's New : Automatically block student accounts if fees remain unpaid beyond a set number of days or a specific due percentage.

Benefit : Ensures services are restricted for non-payers and continued for students who have cleared dues.

Path : *Settings > Finance > Fee > Fee Collection > Global*

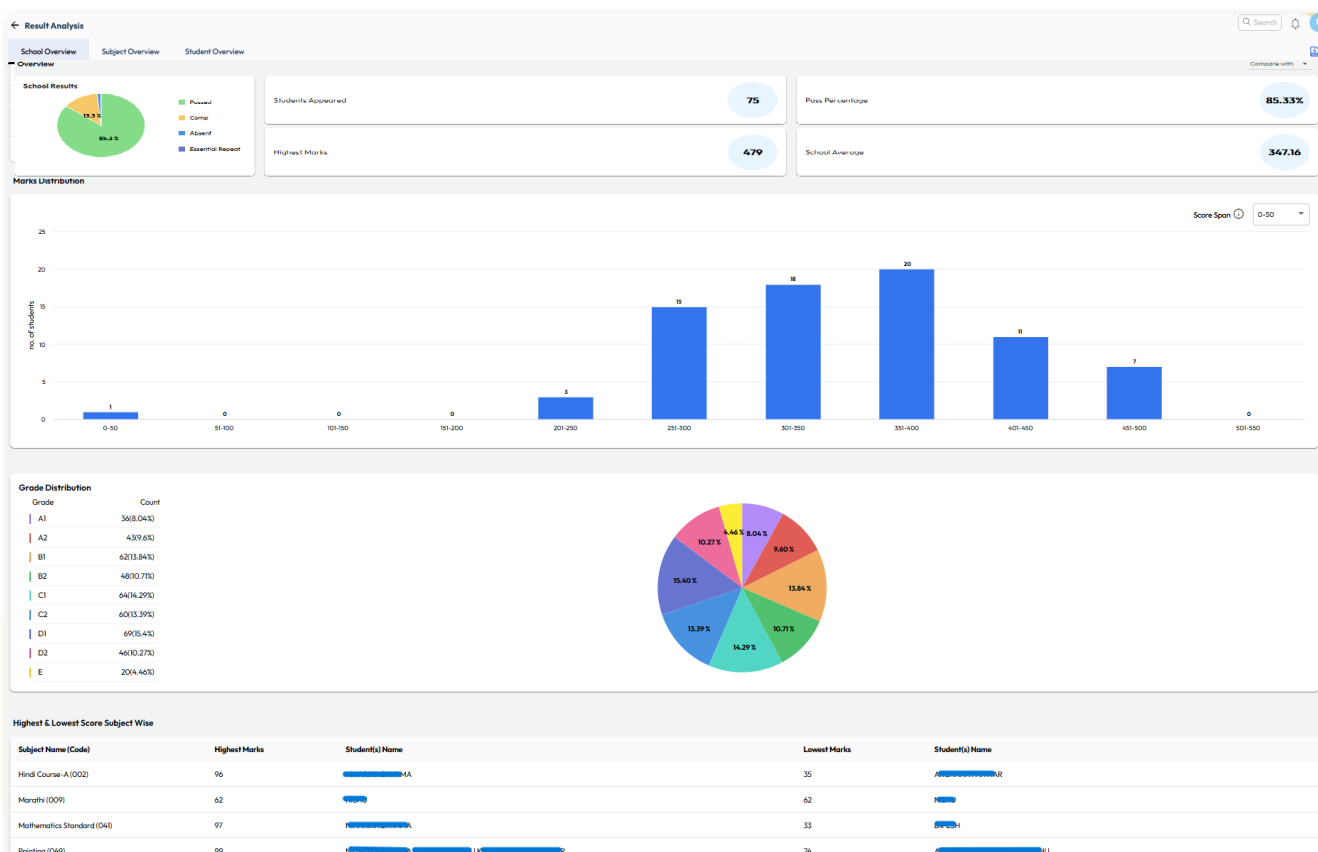
2. Examination

2.1 CBSE Board - Exam Result Analysis

What's New : Provision to upload the CBSE Board Exam result text file for Current or Previous AY onto NextOS to generate detailed insights of school performance.

Benefit : View detailed insights like subject-wise toppers, grades, marks, ranks, and class comparisons - all with graphs and color-coded visuals on a single screen.

Path : *Student > Examination > Board Exam - Result Analysis*



2.2 Commentary Remarks – Student-wise Entry

What's New : Teachers can now enter remarks one student at a time with a new, improved interface, and also preview the published report card as a reference while writing remarks.

Benefit : Report card previews support result-oriented feedback, while student-wise entry enables more personalized and thoughtful remarks.

Path : *Student > Examination > Commentary Remarks/Student Record > Click "Student-Wise Entry" from the right > Apply required filters*

Commentary Remarks - Student-Wise Entry


Enter academic remarks for students one by one. You can refer to the report card to know the student's performance/attendance metrics.
 Note: Ensure you publish the report card first to see the latest data. To include remarks in the report card, republish the report card after entering remarks for all students.

Class * IX - CBSE Section * B Remarks According * Term * Term I Remark's Types * Subject teacher m...

REPORT CARD

TERM I TERM - 2

e1f8d377-6944-48e4-bb14-3dc2e3171d8 1 / 1 - 100% +



Munnavar testing school
 sri nilaya cyber spazo, Near annapurna studios, road no 2 banjara hills,
 Hyderabad 500039, Telangana, India
 Affiliated to the Council for the Indian School Certificate Examinations, New Delhi
 Affiliation No. - mm3666
 Tel: 022- 25691305/ 06 / 07, Email - veerendrababub@nexteducation.in
 Website:

2025-2026

STUDENT REPORT

Gr No:	Admission No : iabc1	Student Name : Nikhitha	Class-Section : IX - CBSE - B	Roll No.:
SUBJECT		TERM 1	TERM I AVERAGE MARKS	
1.	English Language	74		
2.	English Literature	81		
3.	Hindi	89		
4.	History	34		
5.	Geography	80		
6.	Maths	71	71	
7.	Physics	51		
8.	Chemistry	83		
9.	Biology	70		

Subject teacher master remarks

Cooperates consistently with the teacher and other students, Exhibits a positive outlook and attitude in the classroom, shows enthusiasm for classroom activities, Transitions easily

307 / 2000

2.3 Mark Entry - Enhancement

What's New : Warning is shown if mark entry is missed for any student in any one of the activity. Respective student/activity will be highlighted in red for convenience

Benefit : Helps teachers quickly identify and correct missing entries, preventing unintentional omissions.

Path : Student > Examination > Marks Entry > Enter & Save

Class * VII - CBSE Section * B Term * Term I Assessments * assessment 1 Subjects * English , English Core , ... MM: Maximum Marks

English English Core English Grammar English Language

Student		
Lakshmi varhsitha padmavathi (vilb1 -)		
yogitha (vilb2 -)		

Marks are missing for 1 students.

Do you want to continue without entering the marks?

TRY AGAIN CONTINUE

DELETE MARKS Page: 1 Rows per page: 10 1 - 2 of 2 < > SAVE

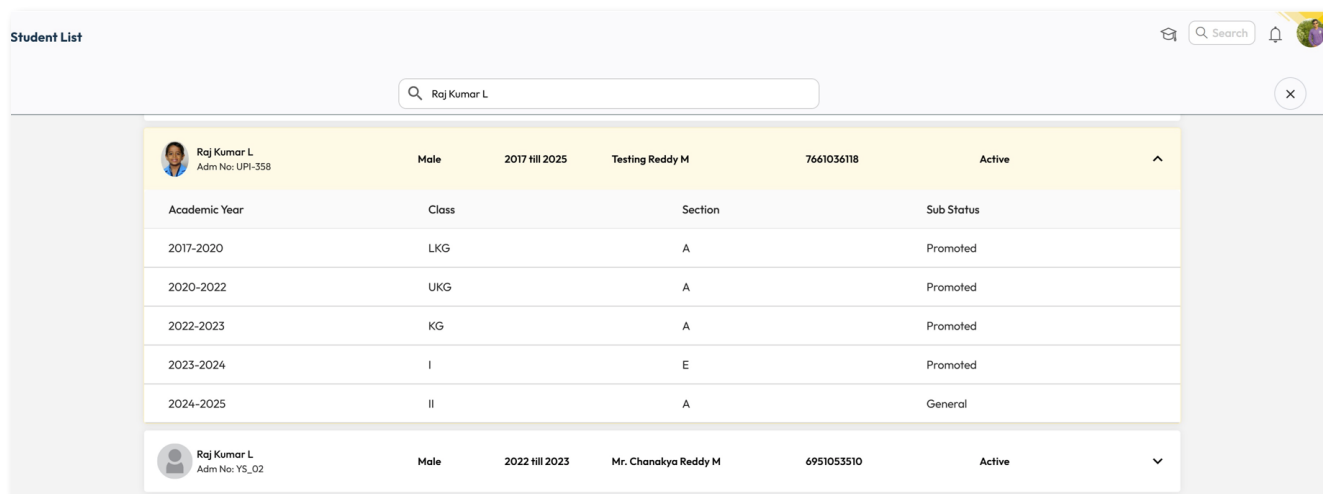
3. Student

3.1 Student Search - Across Sessions

What's New : You can now search for students across all academic sessions without switching between them.

Benefit : Makes it easy to locate old or transferred students quickly, even if you're unsure of the session they were enrolled in.

Path : *Student List & Reports > Student list > Search across AY*



The screenshot shows the 'Student List' interface. At the top, there is a search bar with 'Raj Kumar L' entered. Below the search bar, a table displays student records. The first record is for 'Raj Kumar L' (Adm No: UPI-358), Male, 2017 till 2025, Testing Reddy M, 7661036118, Active. Below this, a table shows academic sessions: 2017-2020 (LKG, A, Promoted), 2020-2022 (UKG, A, Promoted), 2022-2023 (KG, A, Promoted), 2023-2024 (I, E, Promoted), and 2024-2025 (II, A, General). A second record for 'Raj Kumar L' (Adm No: Y5_02), Male, 2022 till 2023, Mr. Chanakya Reddy M, 6951053510, Active is also shown.

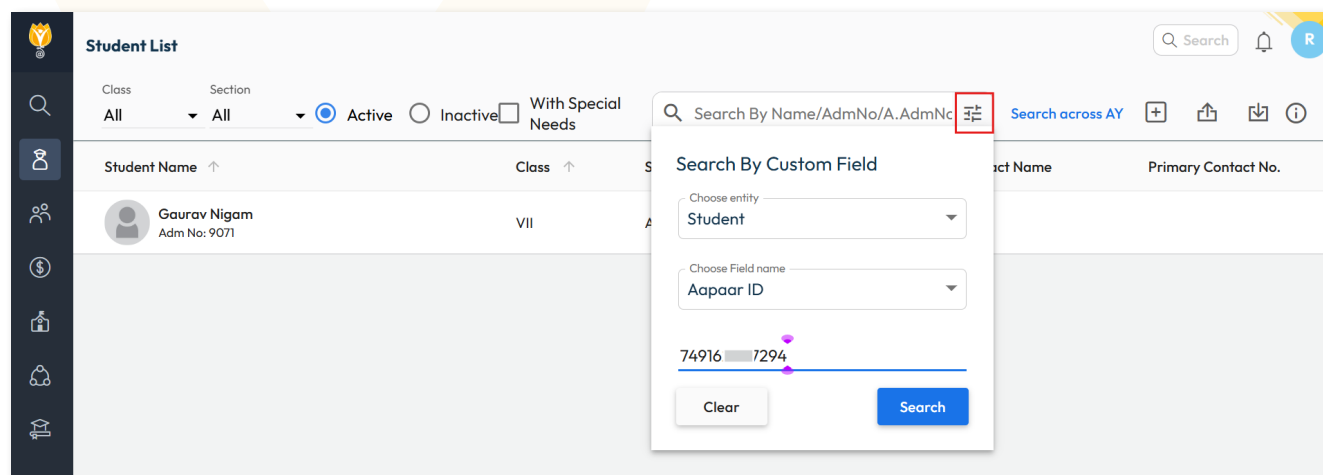
Academic Year	Class	Section	Sub Status
2017-2020	LKG	A	Promoted
2020-2022	UKG	A	Promoted
2022-2023	KG	A	Promoted
2023-2024	I	E	Promoted
2024-2025	II	A	General

3.2 Student Search - By Custom Field

What's New : Student search is now more powerful - you can search using custom fields (text and list types) updated in student or parent records.

Benefit : Makes it easy to find students using unique identifiers, like Aapaar ID or PEN ID, if maintained through custom fields.

Path : *Student > Student List & Reports > Student List > Apply Filter for Advanced Search > Select Entity & Type*



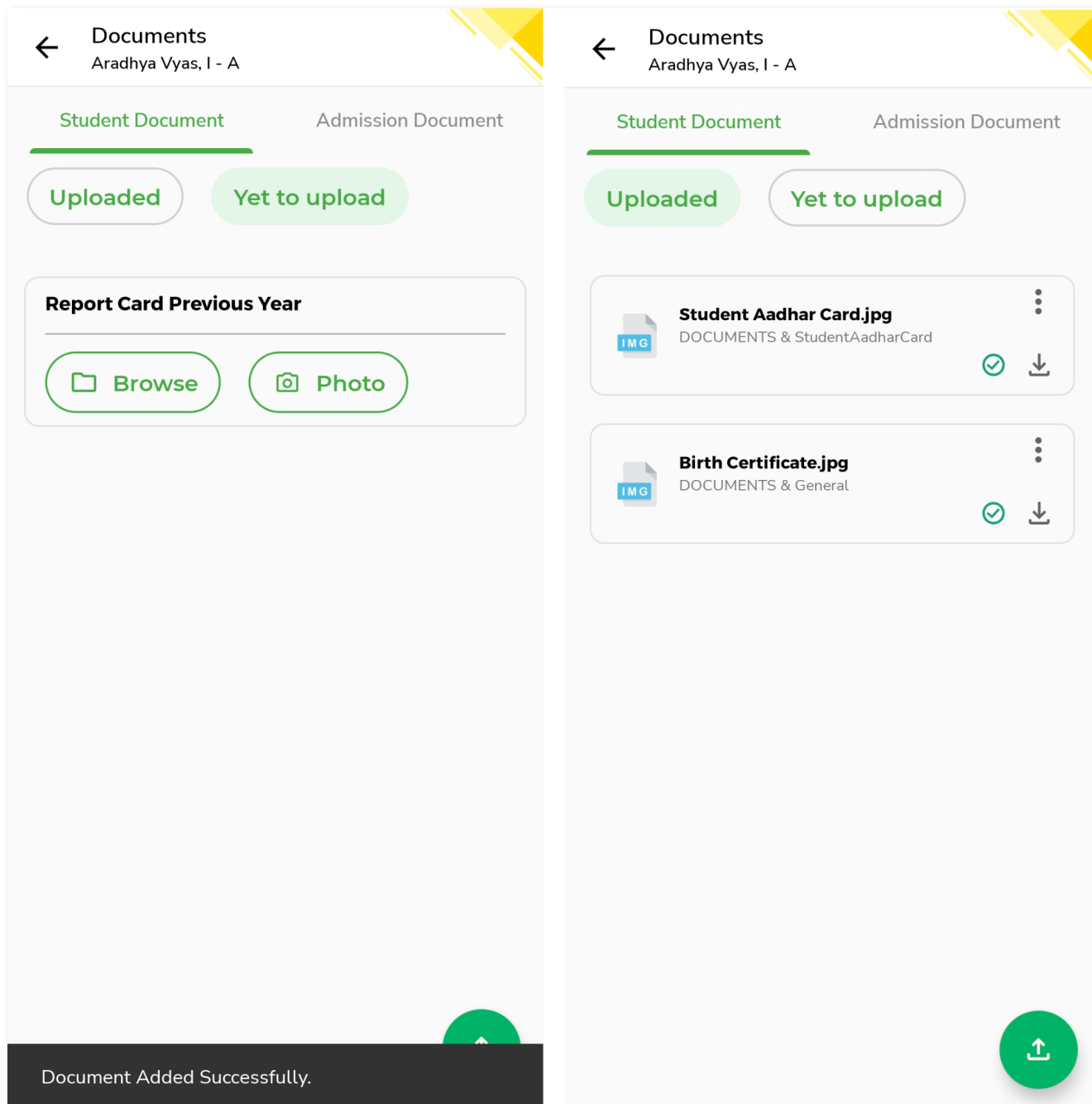
The screenshot shows the 'Student List' interface with the 'Search By Custom Field' dialog box open. The dialog box has a dropdown for 'Choose entity' set to 'Student' and a dropdown for 'Choose Field name' set to 'Aapaar ID'. Below these, there is a text input field with the value '74916' and a range indicator from '74916' to '7294'. There are 'Clear' and 'Search' buttons at the bottom of the dialog box. The background shows the 'Student List' table with filters for Class, Section, and Status (Active, Inactive, With Special Needs). A student record for 'Gaurav Nigam' (Adm No: 9071) is visible in the table.

3.3 Upload Documents via Staff Mobile App

What's New : Staff can now upload and approve student documents directly through the NextOS mobile app.

Benefit : Enables fast and convenient document management by capturing and uploading from mobile devices - anytime, anywhere.

Path : NextOS Mobile App> Staff Login > School Hub > Student > Documents



4. Leave

4.1 View Staff Calendar before Leave Approval

What's New : Leave approvers can now view a staff member's calendar, including planned schedules and events on leave days, before approving the request.

Benefit : Enables coordinators to make informed decisions and ensure teaching continuity by checking staff substitution in advance.

Path : Staff > Staff Leave > Leave Approve/Reject > View Calendar

The screenshot shows the 'Approve/Reject Leave' interface. A modal titled 'HARMAN's Calendar' is open, displaying events for the leave dates 24-Jun-2025 to 25-Jun-2025. The modal contains a table with the following data:

Date	Time	Event
24-Jun-2025	10:00 AM - 01:00 PM	Weekly Test
	01:15 PM - 03:00 PM	Class Project Work
25-Jun-2025	11:00 AM - 11:40 AM	Free Lecture
	12:30 PM - 03:00 PM	Activity Time

The modal has 'CANCEL' and 'OK' buttons at the bottom. In the background, the 'Approve/Reject Leave' interface shows a search bar, a list of staff members, and a 'View Calendar' button.

4.2 Leaves Approval Limit in a Day

What's New : You can now set a daily leave approval limit for each department. If the limit is exceeded, the system shows a soft warning for the approver.

Benefit : Improves planning by alerting approvers when too many staff from a department are on leave, helping maintain adequate availability.

Path : Staff > Staff Leave > Leave Approve/Reject > Approve

The screenshot shows the 'Approve/Reject Leave' interface. A warning dialog is open, displaying the following text:

Warning!
2 Other staffs have their leave approved for the given date.
Do you want to approve this leave?

The dialog has a 'VIEW STAFF NAMES' button and 'YES' and 'NO' buttons. In the background, the 'Approve/Reject Leave' interface shows a table of leave requests with columns: Name, Leave Type, No. Of Days, From, To, Applied On, Leave Reason, and Staff Calendar. The table contains several rows of data, including staff members like Suresh Raina, Kumar, and Sathibabu.

4.3 Leave Restriction Based on Holiday Proximity

What's New : Two new toggles have been introduced under Advanced Settings to restrict leave applications around holidays. Applicants will now see a validation message if they try to apply leave before or after a holiday.

Benefit : Helps schools prevent extended or unintentional leaves around holidays and maintain consistent staffing.

Path : *Settings > Staff > Leave > Leave Type > Edit a Leave > Advanced Settings*

Advanced Settings

Leave Name *
Casual Leave

Leave Code *
CL

Tag To
Casual Leave

Paid

Assign Leaves : ☐ Per Month ☒ Per Year (Leave Calendar Duration) ☐ Custom (Quarterly)

☐ Lapse On Cycle End (Quarter) ☒ Lapse On Year End (End Of Leave Calendar)

☒ Assign Leaves On Pro Rata Basis

☒ Leave Restriction Preceding Holiday

☒ Leave Restrictions Succeeding Holiday

☐ Credit Leaves On The Basis Of Date Of Joining

Start Crediting After 0 Days Of Joining

☐ Allow Encashment

Enter Leave Encashment Limit 0

☐ Leave Accumulation

Enter Leave Accumulation Limit 0

☐ Document Upload Required

If Leaves Applied Are Greater Than Or Equal To 0

☐ Carry Forward

For Leaves Less Than Or Equal To 0

☐ Notice Days

Number Of Notice Days 0

☐ Max Consecutive Leaves Limit

Limit 0

☐ Max Per Month Limit

CANCEL SAVE

5. Communication

5.1 School Feed Enhancements

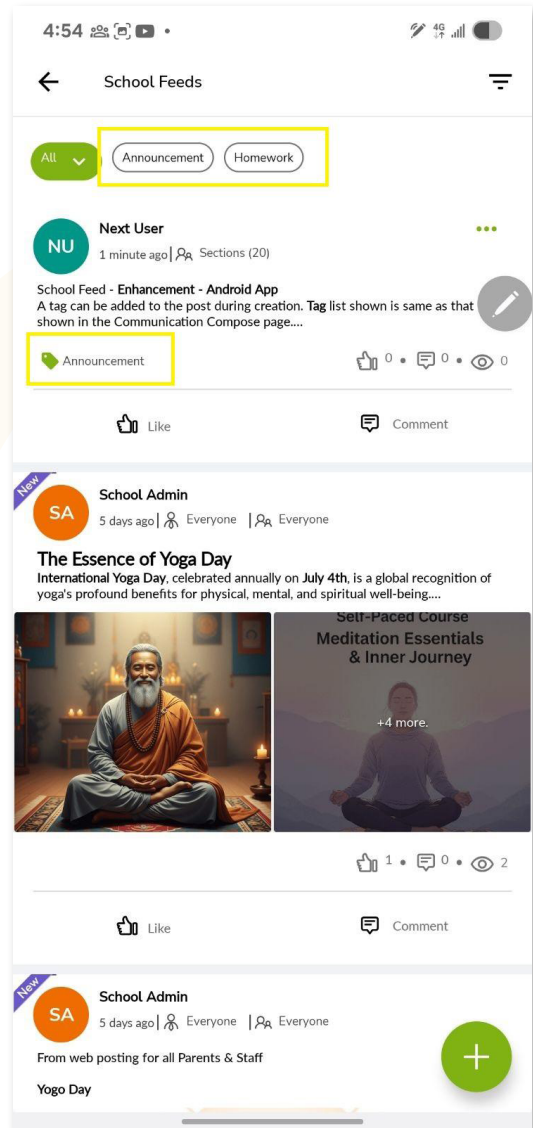
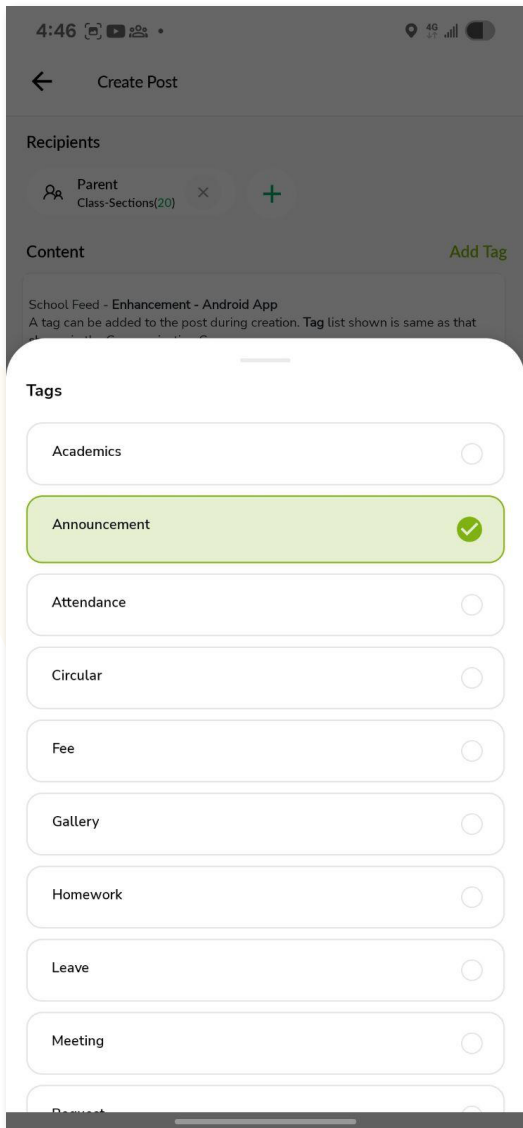
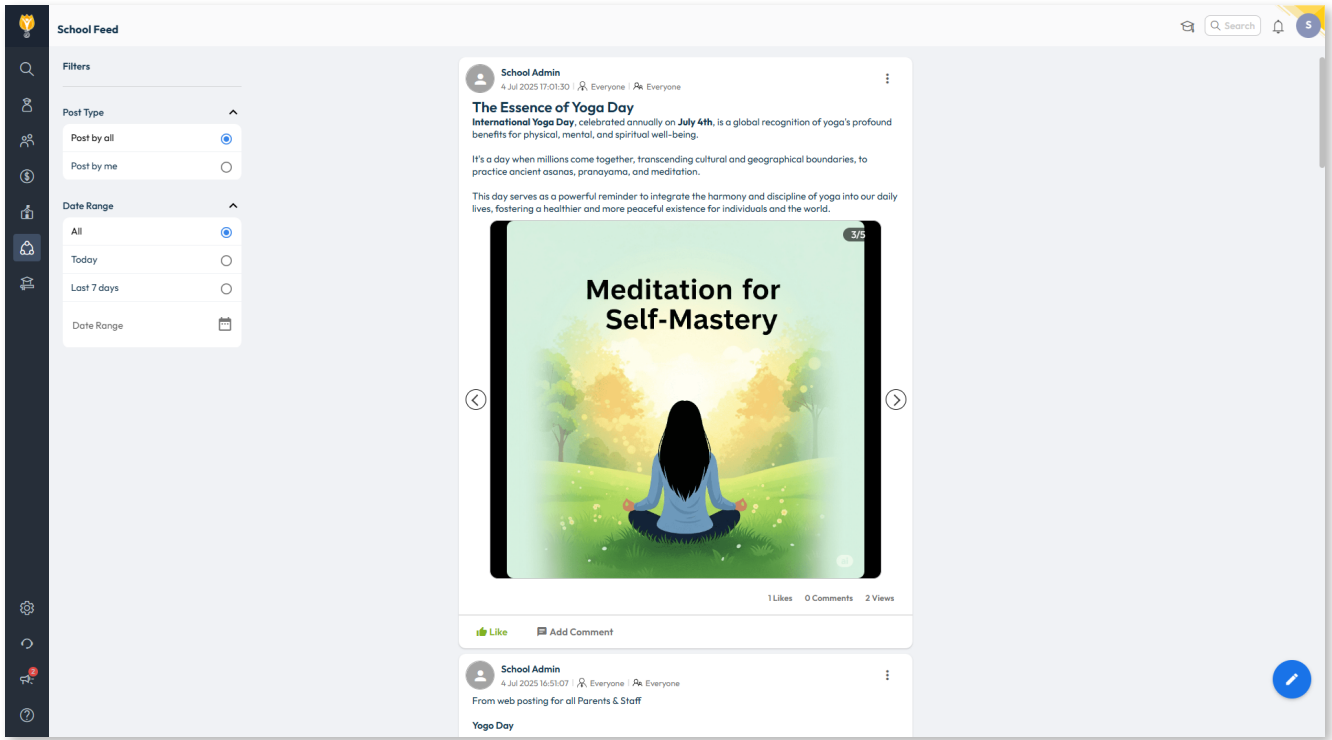
What's New : The following updates have been made to improve usability and communication:

- * School Feed is now available on the web version.
- * Staff can post videos and updates with selected colleagues (within their department or class group).
- * Posts can be tagged with categories like Academics, Homework, Circulars, and more.
- * Admins can post messages to all users and also grant full access to any staff member.

Benefit : These enhancements make the School Feed more user-friendly and versatile, allowing for targeted sharing, better tracking, and a more engaging communication experience.

Path : Web - *Staff Login > Communication > School Feed*

App - *Staff Login > School Hub > School Feed*



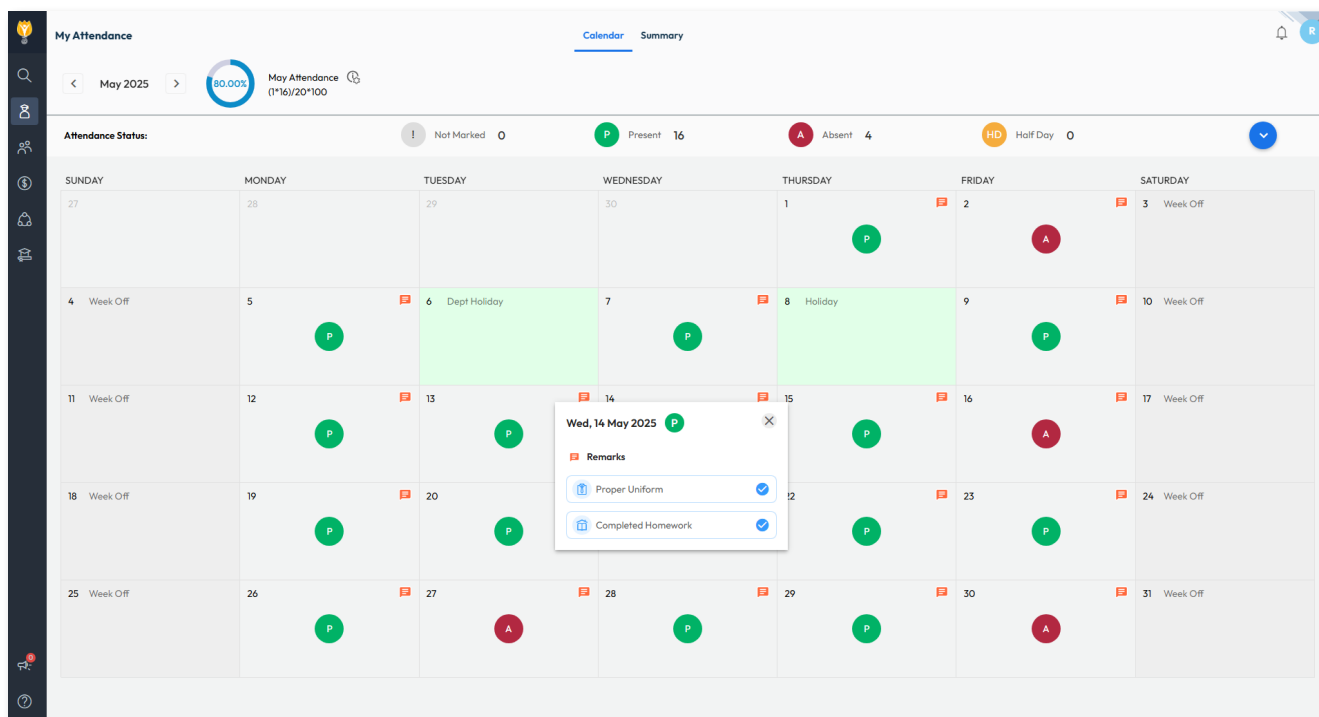
6. Attendance

6.1 Attendance Remarks for Parent

What's New : Attendance remarks including custom notes, uniform, and homework status marked by class teachers are now visible in the parent account in both web and mobile app.

Benefit : Helps parents to know the attendance remarks entered by teacher, supporting better discipline and adherence to class rules.

Path : Parent Login > Attendance > My Attendance > Attendance Calendar View > Click on the chat symbol on any date (if remark is given)



7. Transport

7.1 Transport Fee Structure Report

What's New : Now a school can view/download the transport fee structure for specific routes without even assigning any route to a student.

Benefit : This can be used by the school to share the transport fee structure to parents during new admissions or can be utilized to look at consolidated fee structure across the routes.

Path : Student > Student Transport > Transport Reports > Route Wise Fee Structure Report



← Route Wise Fee Structure Report

Route *
R01 S1

SEARCH

SUBMIT

Class Name	Route_Service	Stop	APR (Monthly)	MAY (Monthly)	JUN (Monthly)	JULY (Monthly)	AUG (Monthly)	SEP (Monthly)	Optional (Optional)	OCT (Monthly)	NOV (Monthly)	DEC (Monthly)	JAN-MAR (Monthly)
III	R01 S1	Bhainsrawli	1,675.00	1,675.00	1,675.00	1,675.00	1,675.00	1,675.00	0.00	1,675.00	1,675.00	1,675.00	
		Gharara	2,175.00	2,175.00	2,175.00	2,175.00	2,175.00	2,175.00	0.00	2,175.00	2,175.00	2,175.00	
		Mahmoodpur	2,175.00	2,175.00	2,175.00	2,175.00	2,175.00	2,175.00	0.00	2,175.00	2,175.00	2,175.00	
		Mandhawali	1,675.00	1,675.00	1,675.00	1,675.00	1,675.00	1,675.00	0.00	1,675.00	1,675.00	1,675.00	
		Manjhawali	2,175.00	2,175.00	2,175.00	2,175.00	2,175.00	2,175.00	0.00	2,175.00	2,175.00	2,175.00	
		School Faridabad	0.00	0.00	0.00	0.00	0.00	0.00	0.00	0.00	0.00	0.00	
IV	R01 S1	Bhainsrawli	1,675.00	1,675.00	1,675.00	1,675.00	1,675.00	1,675.00	0.00	1,675.00	1,675.00	1,675.00	
		Gharara	2,175.00	2,175.00	2,175.00	2,175.00	2,175.00	2,175.00	0.00	2,175.00	2,175.00	2,175.00	
		Mahmoodpur	2,175.00	2,175.00	2,175.00	2,175.00	2,175.00	2,175.00	0.00	2,175.00	2,175.00	2,175.00	
		Mandhawali	1,675.00	1,675.00	1,675.00	1,675.00	1,675.00	1,675.00	0.00	1,675.00	1,675.00	1,675.00	
		Manjhawali	2,175.00	2,175.00	2,175.00	2,175.00	2,175.00	2,175.00	0.00	2,175.00	2,175.00	2,175.00	
		School Faridabad	0.00	0.00	0.00	0.00	0.00	0.00	0.00	0.00	0.00	0.00	
IX	R01 S1	Bhainsrawli	1,675.00	1,675.00	1,675.00	1,675.00	1,675.00	1,675.00	0.00	1,675.00	1,675.00	1,675.00	
		Gharara	2,175.00	2,175.00	2,175.00	2,175.00	2,175.00	2,175.00	0.00	2,175.00	2,175.00	2,175.00	
		Mahmoodpur	2,175.00	2,175.00	2,175.00	2,175.00	2,175.00	2,175.00	0.00	2,175.00	2,175.00	2,175.00	
		Mandhawali	1,675.00	1,675.00	1,675.00	1,675.00	1,675.00	1,675.00	0.00	1,675.00	1,675.00	1,675.00	
		Manjhawali	2,175.00	2,175.00	2,175.00	2,175.00	2,175.00	2,175.00	0.00	2,175.00	2,175.00	2,175.00	
		School Faridabad	0.00	0.00	0.00	0.00	0.00	0.00	0.00	0.00	0.00	0.00	

Page: 2

8.Inventory

8.1 Online Inventory Store for Parents

What's New : Schools can now make their inventory store available online for parents to purchase listed items with an online payment option. Purchased items can be collected by parents or handed over to students at school.

Benefit : Helps schools boost inventory sales by offering trusted, school-approved items directly to parents in a convenient and efficient manner.

Path : Administration > Inventory > Transactions > Sale > Online

← Add Store Details

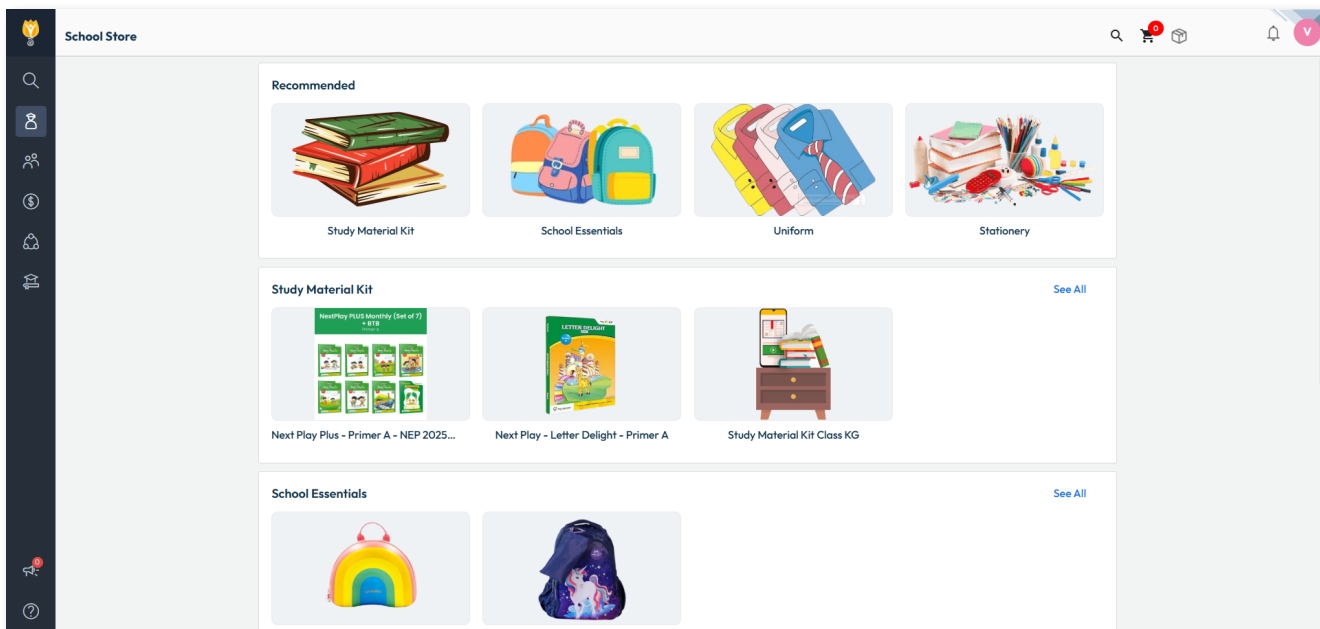
SEARCH

ENABLE Online store for parents

+ CREATE

Store Name	Address	Contact No.	Email	Status	Available Online (Choose Any One)		
Online Store	Online	7007163854	@gmail.com				
Offline Store	Hyderabad	040226699	@gmail.com				
Mess Store	Hyderabad	8341250139	@gmail.com				

Page: 1 Rows per page: 5 1 - 5 of 11



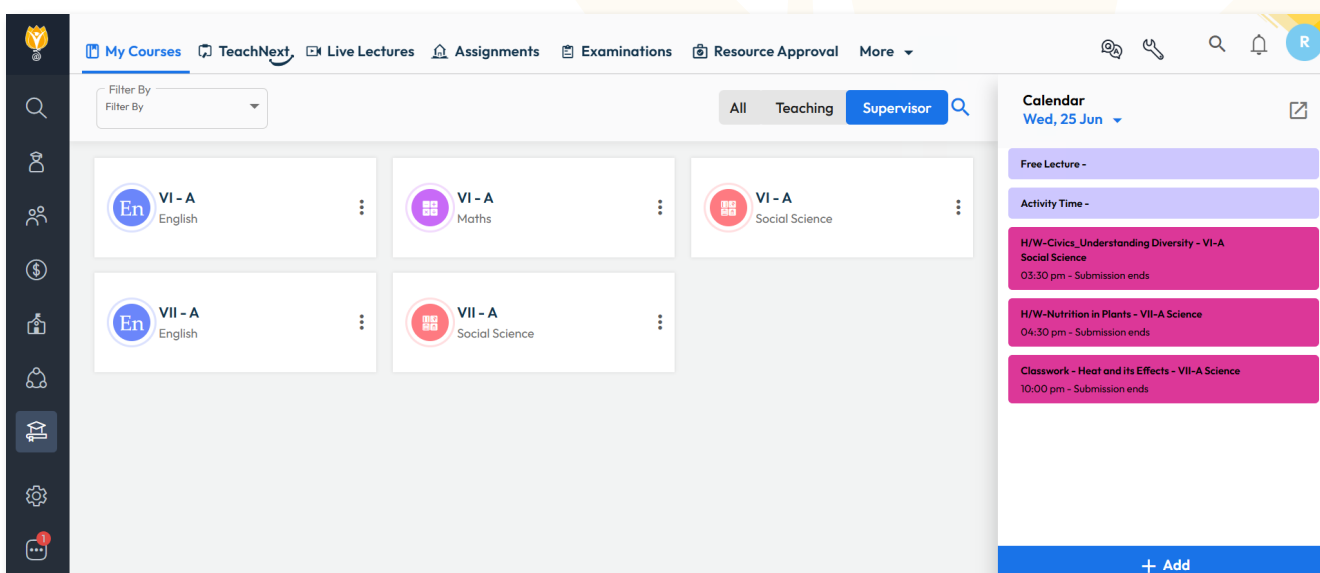
9.Next LMS

9.1 My Courses - Supervisor Access

What's New : Supervisors can now switch between supervising and teaching courses directly from the My Courses window.

Benefit : Helps supervisors with easy planning and progress monitoring of courses they oversee or teach.

Path : Academics > Teacher Workspace > My Workspace > My Courses > Switch between Tabs on the right: All | Teaching | Supervisor



1. Fee Management

1.1 Application/Registration Fee Bank Mapping

What's New : You can now map application/registration fees to specific bank accounts for better control.

Benefit : Enables efficient financial management and easier tracking of new applicant fees.

Path : *Settings > Finance > Fee > Banking > Admission Fee Mapping.*

1.2 Mandatory Fee as Refundable

What's New : You can now mark mandatory fees as refundable while creating them - without affecting their default behavior.

Benefit : Eliminates manual mapping for refundable mandatory fees and allows partial or full refunds in cases like mid-session transfers.

Path : *Settings > Finance > Fee > Fee Type > Create New > Mandatory > Check "Refundable"*

1.3 Daily Collection Report with Cancelled Transaction

What's New : Added a new toggle "Show Cancelled Transactions in Report" to include cancelled fee entries in the report.

Benefit : Helps to manage both active and cancelled transactions in one place.

Path : *Finance > Fee Reports > Daily collection report*

2. Examination

2.1 Mark Entry Deletion Changes

What's New :

- The Delete Exam Structure Marks/Grade button (eraser icon) is now visible only to administrators and support users.
- The "Clear" button has been renamed to "Delete Marks".
- Updated confirmation pop-ups when deleting marks, assessments, subjects, or student entries.
- The delete option for student marks is now placed under the three-dot menu on the mark entry screen.

Benefit : Enhances security, clarity, and reduces chances of accidental deletions during mark entry.

Path : *Student > Examination > Marks Entry*

2.2 Save Filter in Activity Rubric Report

What's New : You can now save multiple preferred filters in the Activity Rubric Report and reuse them anytime to download reports in Excel or PDF.

Benefit : Saves time by avoiding repetitive filter selections and allows for quick, consistent report generation.

Path : *Student > Examination > Examination Reports > Activity Rubric Report*



3. Student

3.1 Student Feedback - View Across Academic Session

What's New : You can now view student feedback across all academic sessions or filter by a specific session in the Student 360 profile.

Benefit : Makes it easy for schools to view, track, and compare student feedback over time - without changing sessions.

Path : *Student > Student List & Reports > Student List > Select a Student > Go to Feedback > Filters*

3.2 Undo Promotion/Detention or Move Provisional

What's New : You can now undo promotions/detentions or move students provisionally if actions were made by mistake or with incomplete information.

Benefit : Gives admin staff more control and flexibility to manage student promotions - no expert support needed.

Path : *Student > Self Services > Student Promotion Process > Promoted Tab > "Undo Promotion/Detention" or "Move Provisional"*

3.3 New Filters in Mobile App

What's New : Staff can now filter the student list in the mobile app by Class/Section, Status (Active/Inactive), and Transport Facility (All / Assigned / Unassigned).

Benefit : Provides staff with better control and an easy way to track students availing transport during dismissal.

Path : *NextOS Mobile App > Admin Login > Students > Top filters*

4. Transport

4.1 Daily Absentee Report for Transport

What's New : The Transport Incharge can now view the daily list of absentees for each route and trip with attendance and leave status. The report can be downloaded in PDF/Excel to be handed over to the vehicle attendant before departure.

Benefit : Enhances control and safety in school transport by ensuring drivers and attendants

Path : *Student > Student Transport > Transport Reports > Transport & School Attendance Report > Upcoming*

5. Staff

5.1 Teacher Type Filter in Teacher Mapping Report

What's New : You can now filter teachers by type - All, Primary, Additional, or Supervisor in both Class and Subject Teacher reports.

Benefit : Makes it easy for the school principal or admin to get specific types of teacher data in a minimum time & efficient way.

Path : *Staff > Staff Reports > Teacher Mapping Report*

6. Attendance

6.1 Punch Time Display on Mark Attendance Screen

What's New : School admins can now view the first punch-in and last punch-out times for all staff on the Mark Attendance screen and in the Staff 360 profile.

Benefit : Makes it easy to track punch history and attendance trends for better staff monitoring.

Path : *NextOS Mobile App > Admin Login > Attendance > Mark Staff Attendance*

7. School Setup

7.1 Old Session Banner & Write Access Control

What's New : When users switch to a previous academic session (e.g., 2024–2025), a banner labelled “Old Session” will appear. This indicates that edit access is restricted. However, school admins can extend edit access to all users if work is still pending.

Benefit : Easily identify if you're in the current or an older session with limited access. With Write Access Extension, staff can continue working in a previous session even after the future session is activated.

Path : *Go to Settings > School Setup > Academic Session > Click the old session and specify a date to enable write access.*

1. NextOS Mobile App

1.1 New Look & Feel for Student Account

We've rolled out a fresh, engaging experience for students with a new design and smoother navigation.

What's New :

- **Study hub**

Your homepage is now the Study Hub - a central space for all your learning needs, including daily schedules, courses, assignments, assessments, feeds, eBooks, and more.

- **New UI for My Courses**

We've redesigned My Courses to make learning more engaging and easier to navigate. Key highlights:

- * Visual subject thumbnails for quick identification
- * Easy access to course plan, assignments, assessments, and file manager
- * New view of course tab with chapters, sessions & resources aligned to subject
- * Calendar view is now available for students to view planned sessions.
- * Feeds, Q&A forum, and reports are now conveniently placed in the bottom panel for smoother navigation

- **School hub**

The former school corner is now the School Hub - Navigate here to quickly access your attendance, calendar, messages, exam records, fees, and more - all in one place.

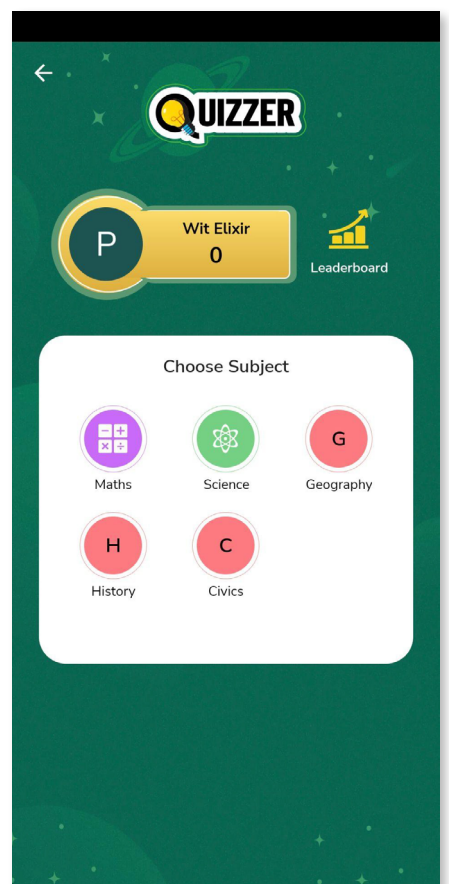
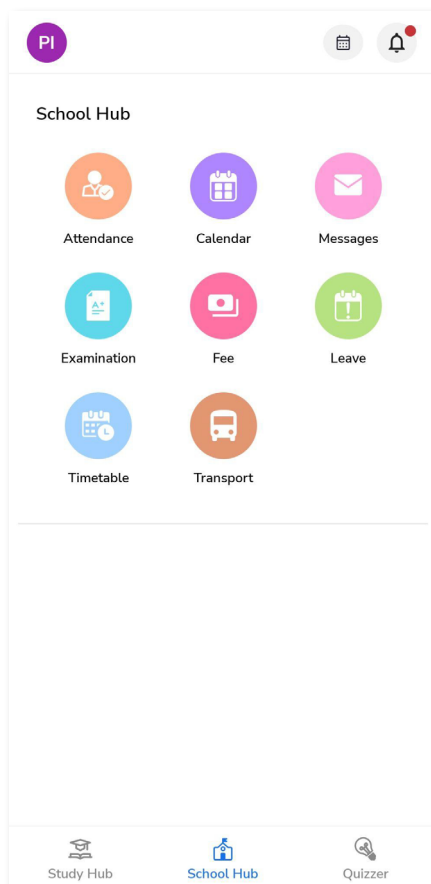
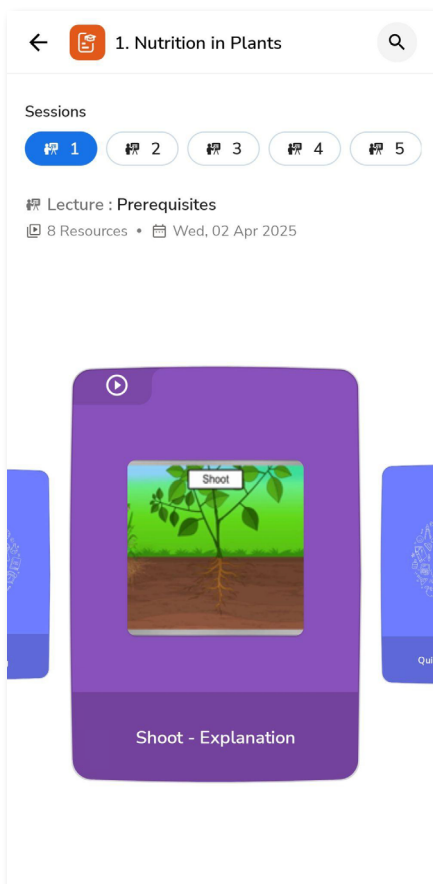
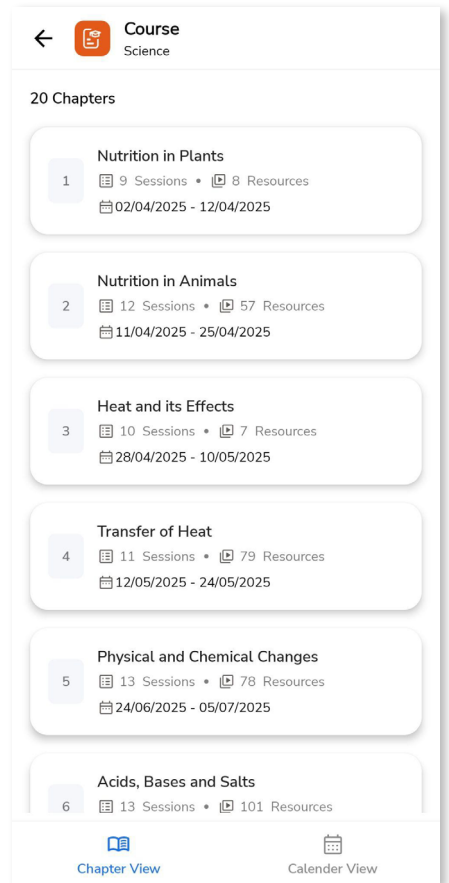
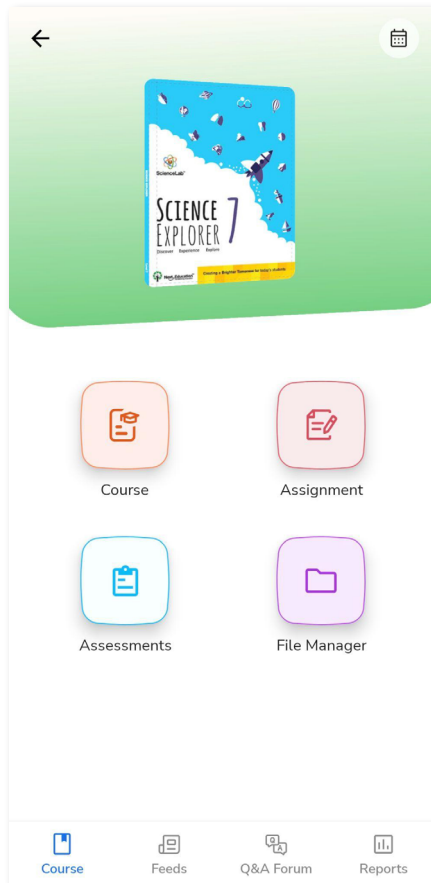
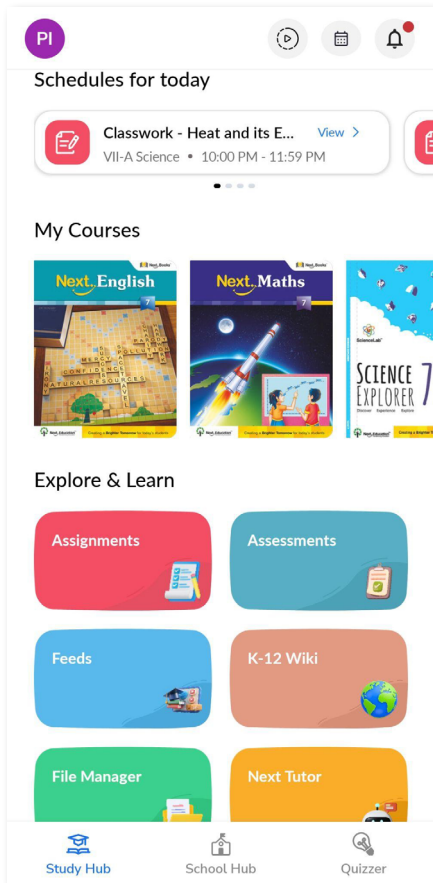
- **Quizzer**

Love a challenge? Join Quizzer to compete with classmates or students around the world. Earn unique badges and show off your skills!

Why it Matters :

We've made these changes to create a more colourful, intuitive, and student-friendly environment, helping every champ learn, grow, and enjoy their digital learning journey more than ever!





1.2 New Look & Feel for Staff Account

We've introduced a fresh, engaging interface and a native My Courses build for faster loading and smoother navigation in the staff account.

What's New :

- **Teaching hub**

Your new homepage is now the Teaching Hub - a central space for all teaching essentials like daily schedules, My Courses, Activities, Assignments, Assessments, Live Lectures, Feeds, TeachNext, and more.

- **New UI for My Courses**

We've redesigned My Courses on the NextOS mobile app to help teachers work faster and smarter. Key highlights :

- * Faster Access with native mobile build
- * Teaching & Supervising courses shown as per role
- * Easy access to Course Plan, Assignments, Assessments, Lab Corner, and File Manager
- * Feeds & Reports now at the bottom for quick access
- * New tab view with Chapters, Sessions & Resources
- * Publish and mark chapters complete from the same screen

- **School hub**

The former school corner is now the School Hub - Navigate here to quickly access attendance, calendar, chat, messages, school feed, timetable and more - all in one place.

- **Chat**

Chat is now easily accessible - start group or direct conversations with parents without sharing your phone number.

Why it Matters :

The new experience is designed to be more intuitive, faster, and staff-friendly, enabling teachers to navigate seamlessly and focus more on teaching with ease.





R

Schedule for Today, Jul 08

Math Test - Exam

10:00 AM - 11:00 AM

View >

My Workspace

My Courses

Activity

Assignments

Assessments

Live Lecture

Feeds

TeachNext

My Tools

Teaching Hub

School Hub

Chat

Courses

All (13)

Teaching (8)

Supervisor (5)

En

VI - A

English

VI - A

Maths

VI - A

Science

VI - A

Social Science

En

VII - A

English

VII - A

Maths

VII - A

Science

VII - A

Social Science

IX - A

Maths

IX - A

Science

X - A

Maths

X - A

Science

X - A

Social Science

VII-A

SCIENCE EXPLORER 7

Course

Assignments

Assessments

Lab Corner

File Manager

Course

Feeds

Reports

Course

VII-A • Science

20 Chapters

1

Nutrition in Plants

9 Sessions • 44 Res...

02/04/2025 - 12/04/2025

2

Nutrition in Animals

12 Sessions • 58 Re...

11/04/2025 - 25/04/2025

3

Heat and its Effects

10 Sessions • 86 Re...

28/04/2025 - 10/05/2025

4

Transfer of Heat

11 Sessions • 79 Re...

12/05/2025 - 24/05/2025

5

Physical and Chemical Ch...

13 Sessions • 78 Re...

24/06/2025 - 05/07/2025

6

Acids, Bases and Salts

13 Sessions • 101 ...

07/07/2025 - 19/07/2025

RA

School Hub

Attendance

Calendar

Chat

Messages

Examination

Fee

Front Office

Leave

School Feed

Staff

Student

Timetable

Transport

Teaching Hub

School Hub

Chat

Chat

GROUPS

DIRECT

VII-A-English

5:27 PM

You: Use leaening tools for practice

VI-A-Maths

5:27 PM

You: Please revise the chapter 1

VII-A-Maths

5:26 PM

You: Today's Homework is published ...

VI-A-Social Science

5:26 PM

You: Hello

VII-A-Science

5:04 PM

You: Hello Everyone! Please preapare ...